

30 Sept 2024

Portfolio Information

Strategy Name	Crossing Point Heritage Cautious
Inception Date	02/12/2019
Portfolio Risk Score	37.81
Portfolio Risk Score Date	31/08/2024
Base Currency	Pound Sterling
On or Off Platform	On
Managed Portfolio	Yes
VAT on Fees	No
Time Period: 01/10/2021 to 30/09/2024	

	Heritage Cautious	IA Mixed 20-60%
Std Dev	7.07	6.88
Alpha	-3.27	0.00
Beta	0.93	1.00
Sharpe Ratio	-0.44	-0.20
Sortino Ratio	-0.55	-0.25
Max Drawdown	-16.84	-12.38

Heritage Cautious Allocation: 30/09/2024

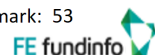
International	9.75
US	6.00
UK	7.00
Europe	3.00
Japan	2.00
Pacific	3.00
Emerging Markets	3.25
Property	1.50
Sustainable Energy	2.75
Infrastructure	1.60
Technology	2.50
Financials	1.65
Mining	1.00
Equity Total	45.00
Fixed Income	52.00
Short Term Money Market	0.00
Cash	3.00

Portfolio Costs

UK DFM Fee	0.30
Fund Charges - OCF	0.56



FE Risk Scores
Portfolio: 61
Benchmark: 53



Investment Objective

The Heritage Cautious Portfolio is a growth strategy with an equity allocation comprised primarily of investment trusts. It is aimed at medium to long-term investors who are seeking capital growth from a cautious portfolio of diversified investments.

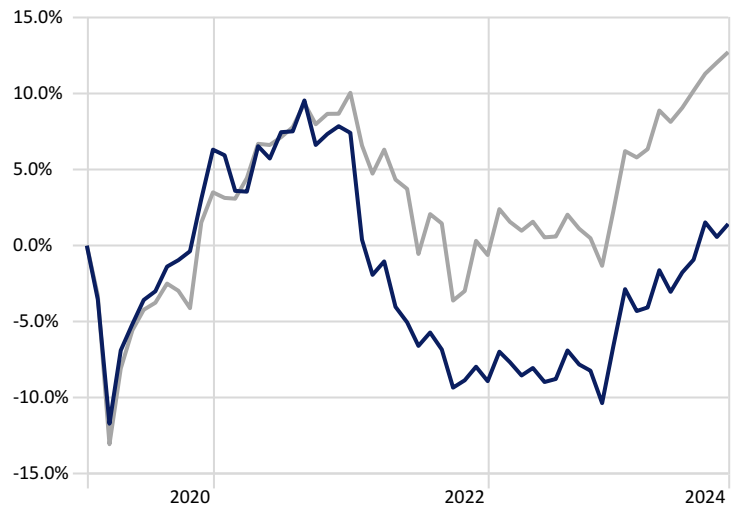
The equity element of this portfolio will not exceed 45%.

The chosen investment trusts and funds can invest in UK and overseas equities, commercial property, fixed interest securities, natural resources, precious metals or cash.

The Heritage Cautious Portfolio is benchmarked against the average performance of the IA Mixed Investment 20-60% equity sector.

Performance Chart since launch on Feb 1st 2020

Time Period: 01/02/2020 to 30/09/2024




— Crossing Point Heritage Cautious 1.4% — IA Mixed Investment 20-60% Shares 12.7%

Trailing Returns

	3 Months	6 Months	1 Year	3 Years	Since Launch
Heritage Cautious	2.36	3.08	10.48	-4.86	1.42
IA Mixed 20-60%	2.30	3.52	12.14	4.38	12.69

Discrete Calendar Year Returns

	01/10/2023 - 30/09/2024	01/10/2022 - 30/09/2023	01/10/2021 - 30/09/2022
Heritage Cautious	10.48	1.22	-14.93
IA Mixed 20-60%	12.14	4.24	-10.71



Important Information

The Crossing Point Portfolio Management Service is only available to investors who use the ongoing services of a financial adviser. For information purposes only, please contact a personal financial adviser for further information.

Independent financial advisers take no responsibility for the underlying investment strategy, the investment process and selected funds are the responsibility of Crossing Point Investment Managements' Discretionary Fund Managers. By the nature of discretionary fund management, holdings will be bought and sold, but the investment manager will not seek your permission to do this. Investment decisions will be the responsibility of the Discretionary Fund Manager.

Calculation of the fund OCFs shown is provided by FE Fundinfo. This charge may vary across the various platforms where the portfolios are available. Please refer to your investment adviser for details.

Performance Calculation: Performance is calculated through Morningstar Direct. The ratio table is calculated on an annualised basis. The performance calculations are provided for illustrative purposes only and should not be viewed as the performance of a specific client account. Performance is shown inclusive of ongoing fund charges but gross of transaction, platform, IFA, incidental, and Crossing Point's investment management charge. Deductions for these charges will have the result of reducing the illustrated performance. Calculation of the fund OCFs may vary across the various platforms where the portfolios are available. Please refer to your investment adviser for details. Individual client performance will vary due to the inclusion of these charges and differences in platform processing and trading times.

Past performance is not a guide to future performance. The value of investments and any income from them can fall and you may get back less than you invested. If you invest in currencies other than your own, fluctuations in currency value will mean that the value of your investment will move independently of the underlying asset. The information contained in this documentation has been taken from sources stated and is believed to be reliable and accurate, but without further investigation cannot be warranted as to accuracy or completeness. Tax concessions are not guaranteed and may be changed at any time, their value will depend on individual circumstances.

The information provided by Morningstar Direct and FE fundinfo is used at your own risk. Morningstar and FE fundinfo take care to ensure that the information provided is correct. Neither Morningstar or Crossing Point Investment Management warrants or guarantee the content of the information, nor do we accept any responsibility for error, inaccuracies, omissions, or any inconsistencies herein.

Detail of the nature of the investments, the commitment required, and the specific risk warnings are described in the Crossing Point Investment Management Terms of Business with a financial adviser. Reference to any particular fund or portfolio does not constitute a recommendation for investment purposes. Indices are used for comparative purposes only. Persons who do not have professional experience in matters relating to investments should speak with a financial adviser before making an investment decision.

Issued by Crossing Point Investment Management Ltd (registered no.08776208) is authorised and regulated by the Financial Conduct Authority (FCA no. 813549), Registered address 7 Uplands Crescent, Swansea, SA2 0PA. For your protection, calls may be monitored and recorded for training and quality assurance purposes.

...